



SolarPierwalk

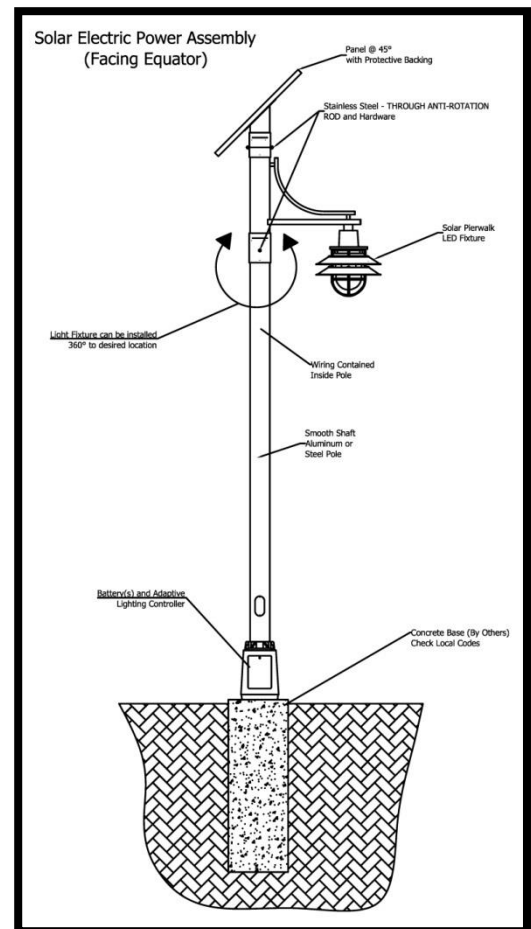
Overview

The SolarPierwalk high powered LED solar lighting system comes complete with solar power assembly, fixture, bracket and all mounting hardware to attach to a pole. SEPCO can also provide a pole to meet wind load specifications.

The SolarPierwalk solar power assembly ranges from 30 Watts to 550 Watts with the size of the battery assembly allowing for a minimum of five days autonomy. The solar power assembly is sized according to installation location and takes into concern local conditions.

The Pierwalk fixture is a decorative teardrop fixture and comes complete with LEDs and driver used to operate the fixture from the solar charged batteries. The SolarPierwalk ranges from 15 to 60 Watts and comes with Type III and V Distribution patterns. There are dimming and finish options available.

The SolarPierwalk bracket is a decorative fixture bracket with multiple options available.





SolarPierwalk

Solar Power

SEPA30	Solar Electric Power Assembly 30 Watt
SEPA50	Solar Electric Power Assembly 50 Watt
SEPA75	Solar Electric Power Assembly 75 Watt
SEPA100	Solar Electric Power Assembly 100 Watt
SEPA150	Solar Electric Power Assembly 150 Watt
SEPA200	Solar Electric Power Assembly 200 Watt
SEPA275	Solar Electric Power Assembly 275 Watt
SEPA300	Solar Electric Power Assembly 300 Watt
SEPA550	Solar Electric Power Assembly 550 Watt



Solar panel assemblies are selected to charge the battery assembly to run the light fixture the needed run time operation of the project. The panel assembly is selected by the solar lighting specialist working on the project taking into consideration installation location, operation of the fixture and available sun hours.

Battery Assembly

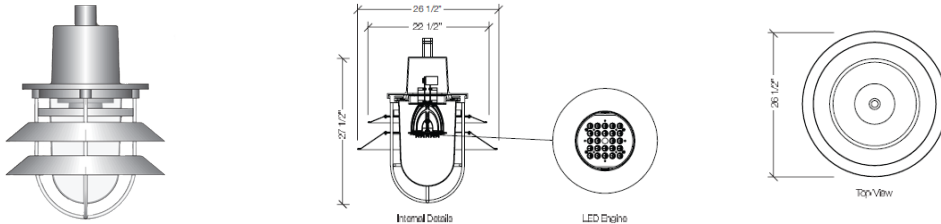
XS	36 Amp Hour Battery Assembly
S	82 Amp Hour Battery Assembly
M	112 Amp Hour Battery Assembly
DS	164 Amp Hour Battery Assembly
DM	224 Amp Hour Battery Assembly
QS	328 Amp Hour Battery Assembly
QM	448 Amp Hour Battery Assembly
HS	492 Amp Hour Battery Assembly
HM	672 Amp Hour Battery Assembly

Battery assemblies are chosen to go along with the solar panel assembly to provide the needed power to run the light fixture all night, year round. The size battery also chosen provides a minimum of 5 days of backup power for times of inclement weather and to extend the life of the battery. The battery assembly is typically mounted under the solar panel assembly to provide shading to the battery. There are alternate battery enclosure options that can be located remotely for roof mounted or transformer base installations.



SolarPierwalk

Fixture



OVERVIEW: The light fixture assembly is a decorative teardrop style fixture and comes complete with LEDs and driver used to operate the fixture from the solar charged batteries. The light fixture can be mounted to a decorative post top pole or use a decorative bracket for side of pole mounting. The fixture can be mounted anywhere on the pole below the solar or with the solar mounted separately on another pole or wall, even in the shade.

APPLICATIONS: Roadways, Parking Lots, Walkways, Area, Perimeters

HOUSING: Cast Aluminum

FINISH: Black, Bronze, Green, Gray, White

OPTICAL ASSEMBLY: Each LED has an individual optical lens

LAMPING: 15 – 60 Watt LED Type III and V Distribution

DIMENSIONS: 17.5" Round x 19.43" High

SHIPPING WEIGHT: 35 lbs

Watts	Color	Optics	Finish
_____	_____	_____	_____

Control Options

Each system comes complete with a controller to run the light for the required operation profile needed for each project.

Notes:

Controller Options

ALC / MPPT NOTES

- 1 - DTD (Dusk to Dawn)
- 2 - DAT (Dusk Activated for ___ Hours)
- 3 - DIM (Dimming Operation)
- 4 - DATDIM (Dusk Activated, Dim for Remainder of Night)
- 5 - DATDIMFI (DAT, DIM, Full Intensity ___ Before Dawn)
- 6 - DTDDIMMAIDFI (DTD, DIM, Full Intensity MAID Activated)
- 7 - DATDIMMAIDFI (DAT, DIM, Full Intensity MAID Activated)
- 8 - AOC (Always On Controller)
- 9 - CUS (Custom Configuration, see description)

MAID – Motion Activated InfraRed Detector
OCS – Occupancy Sensor
RAS – Remote Actuated Switch
RTC – Real Time Clock
RRTC – Remote Real Time Clock
SLT – Spring Loaded Timer

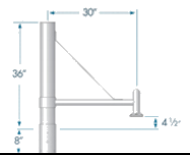
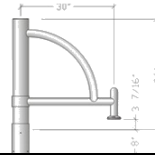
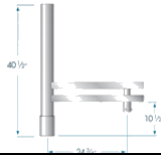
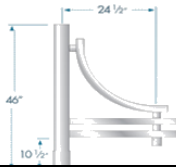


SolarPierwalk

Fixture Bracket

The decorative bracket comes in multiple options and configurations. Below are a few options; however, more are available.

DBL	Decorative Bracket Large
DBS	Decorative Bracket Small



Pole

The pole options vary in accordance to project needs, wind load requirements, size of power assembly, foundations and bases. Each pole is specified to the project and ranges from PZ1 to PZ8 depending on the strength needs of the project.

PZ1	Load Category 1
PZ2	Load Category 2
PZ3	Load Category 3
PZ4	Load Category 4
PZ5	Load Category 5
PZ6	Load Category 6
PZ7	Load Category 7
PZ8	Load Category 8

Pole Type
SG Steel Galvanized
AL Aluminum
FC Fiberglass Composite
Custom_____

Pole Base	Pole Height
AB Anchor Base	Heights range: 10' to 35'
DB Direct Burial	
TB Transformer Base	
Custom_____	

Final Project

Customer Name : _____

Job Name : _____

Location Zip Code : _____

SEPA_____ - _____ **-PWK**_____ - _____ **-PZ**_____

Notes:
